

**Small-size batteries**

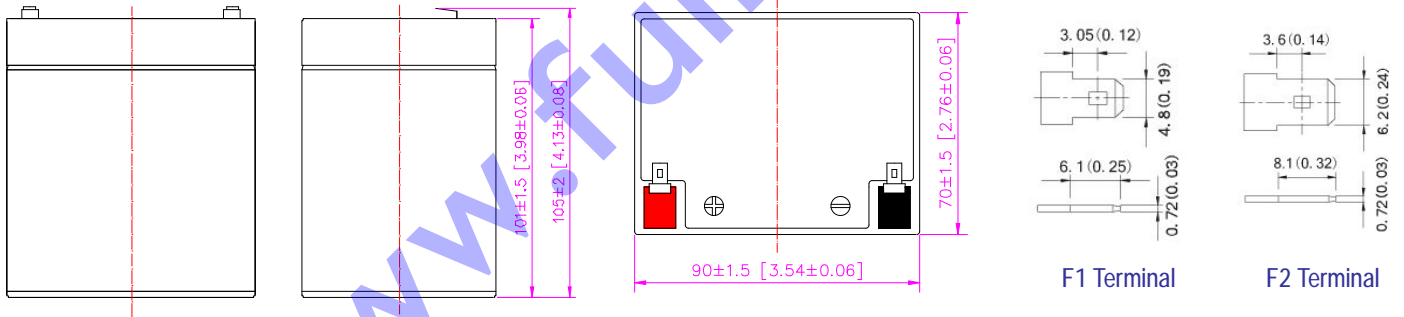
- 100% before shipment testing, stable and reliable long-term quality
- patented grid alloy formula and updated manufacturing technique
- completely sealed and maintenance-free, low self-discharge
- Excellent charging and re-charging acceptance
- Cycle use: More than 260 cycles at 100% DOD
- Floating & standby use: 3-5 years

**Application:**

- Alarm System
- Cable Television
- Communication Equipment
- Emergency Power System
- Security System
- Medical Equipment
- UPS
- Power tools
- Control Equipment
- Toys

**Construction:**

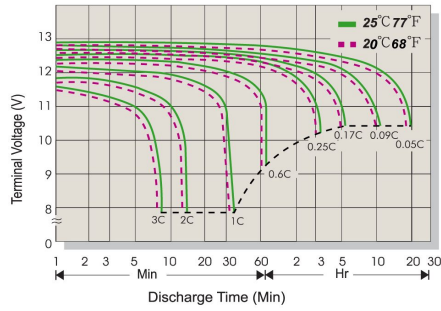
- Component .....Raw material
- Positive .....Lead dioxide
- Negative .....Lead
- Container .....ABS
- Cover .....ABS
- Sealant .....Epoxy
- Safety valve .... Rubber
- Terminal .....Copper
- Separator .....Fiber glass
- Electrolyte .....Sulfuric acid



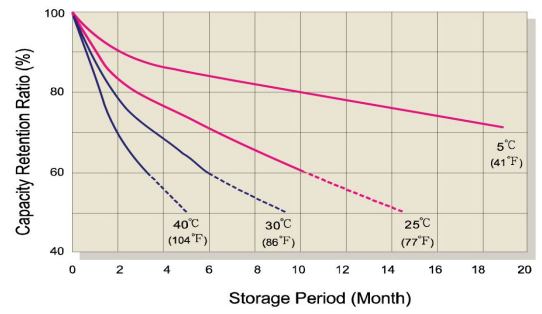
**Speification:**

Battery Model	FEP-124 12V4.0AH			
Designed Floating Life	3~5 Years			
Capacity (25°C)	20HR(0.20A,10.5V)	10HR(0.379A,10.5V)	5HR(0.68A,10.5V)	1HR(2.32A,10.5V)
	4.00AH	3.79AH	3.40AH	2.32AH
Dimensions	Length	Width	Height	Total Height
	90mm (3.54inch)	70mm (2.76inch)	101mm (3.98inch)	105mm (4.13inch)
Approx. Weight	1.43Kg (3.15 lbs) ± 5%			
Internal Resistance	Full charged at 25°C : ≤41mΩ			
Self Discharge	2% of capacity declined per month at (25°C)			
Capacity Affected by Temp.(20HR)	40°C	25°C	0°C	-15°C
	102%	100%	85%	65%
Charge Voltage(25°C)	Cycle use		Float use	
	14.4-15.0V(-30mV/°C), max. Current: 1.20A		13.6-13.8V (-20mV/°C)	

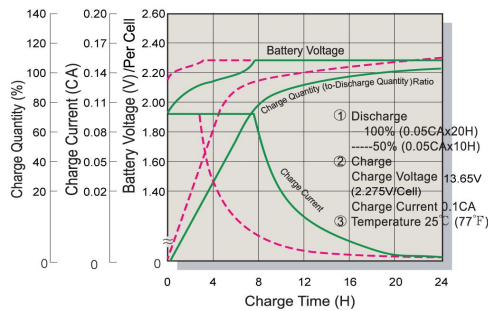
### Terminal Voltage (V) and Discharge Time



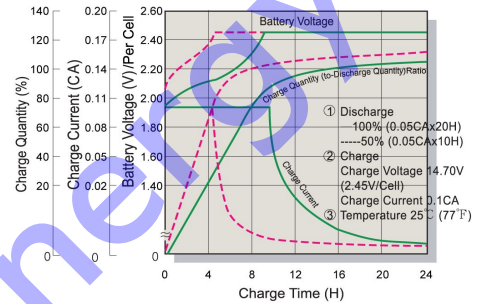
### Capacity Retention Characteristic



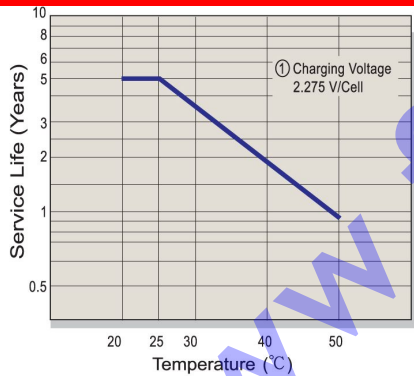
### Battery Voltage and Charge Time for Standby Use



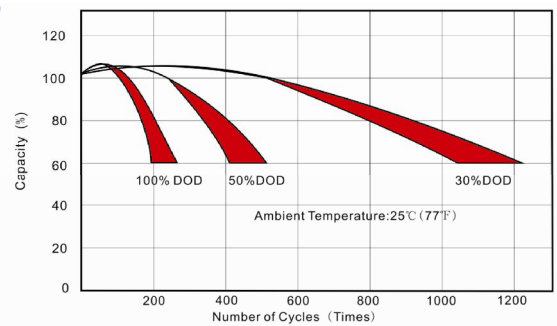
### Battery Voltage and Charge Time for Cycle Use



### Tickle(or Float) Service Life



### Cycle Service Life



### Constant Current Discharge (CC, Unit: A) at 25°C (77°F)

F.V/Time	5Min	10Min	15Min	30Min	1Hr	2Hr	3Hr	4Hr	5Hr	6Hr	10Hr	20Hr
1.85V/Cell	11.03	7.84	6.10	3.78	2.23	1.30	0.99	0.788	0.655	0.559	0.365	0.193
1.80V/Cell	11.24	7.99	6.22	3.86	2.27	1.33	1.01	0.803	0.667	0.570	0.372	0.196
1.75V/Cell	11.45	8.14	6.33	3.93	2.32	1.35	1.03	0.818	0.680	0.581	0.379	0.200
1.70V/Cell	12.48	8.63	6.71	4.09	2.36	1.38	1.05	0.833	0.692	0.591	0.386	0.204
1.67V/Cell	13.74	9.36	7.29	4.31	2.38	1.39	1.06	0.842	0.699	0.597	0.390	0.206
1.60V/Cell	14.89	9.85	7.67	4.50	2.41	1.41	1.07	0.851	0.707	0.604	0.394	0.208

### Constant Power Discharge (CP, Unit: W) at 25°C (77°F)

F.V/Time	5Min	10Min	15Min	30Min	1Hr	2Hr	3Hr	4Hr	5Hr	6Hr	10Hr	20Hr
1.85V/Cell	21.51	15.29	11.90	7.38	4.35	2.54	1.93	1.54	1.28	1.09	0.71	0.38
1.80V/Cell	21.92	15.58	12.13	7.52	4.43	2.59	1.97	1.57	1.30	1.11	0.73	0.38
1.75V/Cell	22.33	15.87	12.35	7.66	4.52	2.64	2.01	1.60	1.33	1.13	0.74	0.39
1.70V/Cell	24.34	16.83	13.09	7.97	4.60	2.69	2.04	1.62	1.35	1.15	0.75	0.40
1.67V/Cell	26.80	18.25	14.21	8.41	4.64	2.71	2.07	1.64	1.36	1.16	0.76	0.40
1.60V/Cell	29.04	19.21	14.95	8.77	4.70	2.74	2.09	1.66	1.38	1.18	0.77	0.41